



Model 65

### ***Beauty & Strength***

Enhance the appearance of your home with the Deluxe Plus Series by Safe-Way Door. These handsome residential garage doors combine the beauty of wood-like design with the strength and easy care of steel. Available with a variety of panel styles, the Deluxe Plus Series features insulation surrounded by two steel skins, thus providing durability and noise reduction. A choice of window styles and durable baked factory finishes lets you select the perfect door for your home.



Model 66

*Make a Statement.*



# Deluxe Plus Series — Regency

65, 66, 67 & 69

Model 67




Model 69



## PANEL STYLES



Standard Raised Panel // Model 65



Flush Panel // Model 66




Long Ranch Raised Panel // Model 67




Medium Raised Panel // Model 69

## PANEL COLORS



White



Sandtone



Almond



Desert Tan




Brown



Hunter Green

# ESTATE WINDOW SERIES


## Model 65 & 66 | Standard | Raised Panel



## Model 69 | Medium | Raised Panel

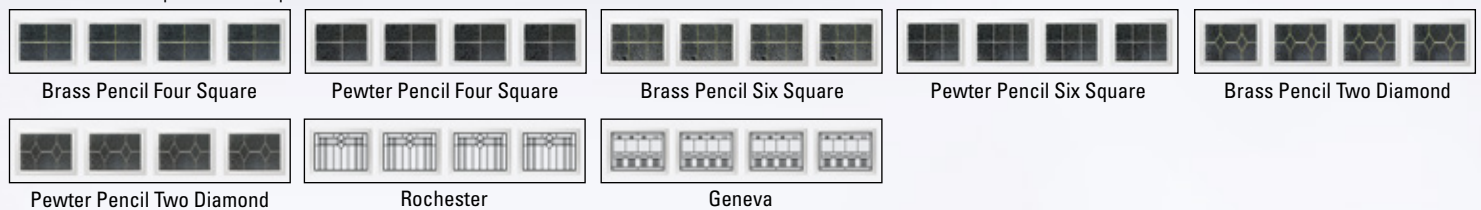


## Model 67 | Long Ranch | Raised Panel

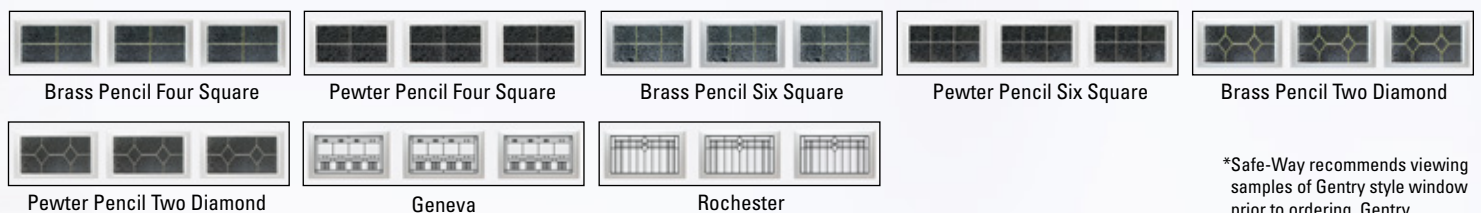


# GENTRY WINDOW SERIES\*

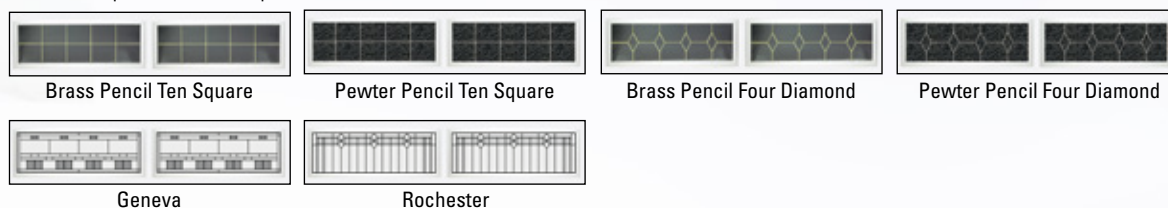
## Model 65 & 66 | Standard | Raised Panel



## Model 69 | Medium | Raised Panel



## Model 67 | Long Ranch | Raised Panel



\*Safe-Way recommends viewing samples of Gentry style window prior to ordering. Gentry depictions on this literature are actual photography however lighting inside or outside the garage can significantly impact the "look" of these windows. Please consult with your dealer prior to purchase.

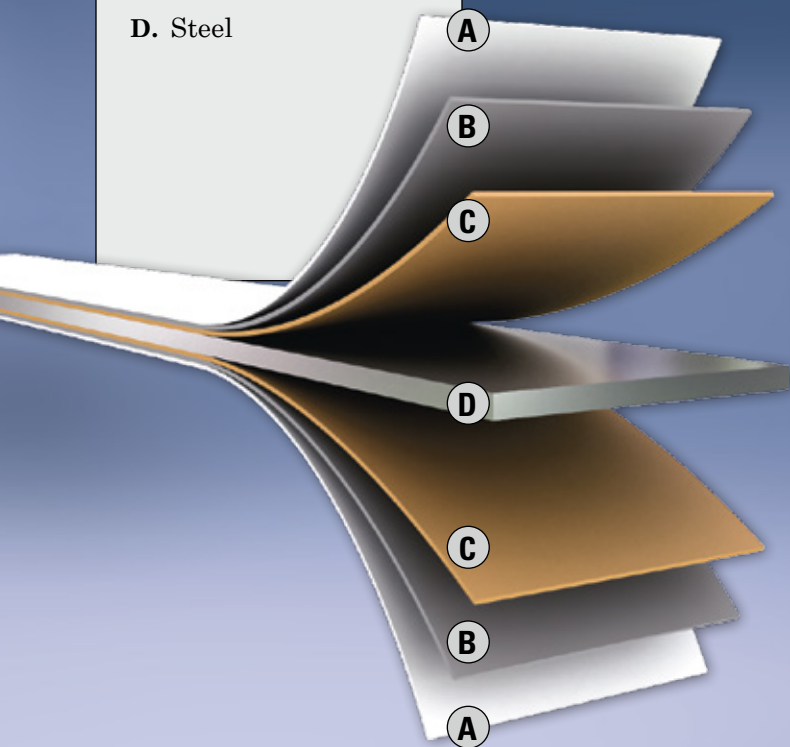
# Deluxe Plus Series - Regency

65, 66, 67 & 69


## CONSTRUCTION

Two deep-drawn, tension-leveled, galvanized steel skins are polyester painted and wrapped around a one-pound density expanded polystyrene insulation board using a polyurethane adhesive. This construction method provides insulation value, durability, sound deadening qualities, and dent resistance for an all-around superior product.

- A. Finish Painted Coat
- B. Primer Coat
- C. Galvanized Layer
- D. Steel



- A. 11 ball nylon rollers provide quiet operation and long lasting durability.
- B. Heavy duty galvanized 14 gauge hardware
- C. Tongue and groove design provides weathertight section joints
- D. 2" expanded polystyrene insulation provides an R-Value of 10.25.
- E. Steel skins inside and out provide maximum durability.
- F. Aluminum bottom retainer with vinyl weatherstrip.



Distributed by:



As Safe-Way Door constantly strives to improve our product, all specifications listed in this informative brochure are subject to change without notice or obligation. Printed color may vary from actual color, please check with your local dealer for color swatches.  
08-13

3814 East U.S. 30 • Warsaw, IN 46580  
574-267-4861 • Fax: 574-267-2871  
[www.safewaydoor.com](http://www.safewaydoor.com)